



Round 3 - Phillip Island GP Circuit - September 3 & 4
SUPERBIKE - Group 1

Qualifying 2

Date: 03/09/22
 Event: Q12
 Weather: Mostly cloudy - Temp: 11.8C
 Track: Almost dry - Temp: 19.6C

Started at: 12:21:29
 Laps: 10 Min
 Starters: 23
 Printed at: 13:38

PROVISIONAL CLASSIFICATION


Pos	No	Name	Class	Machine	Fastest Lap	On Lap	Behind Leader	Behind Prev	Top Speed
1	13	Anthony WEST	A	Yamaha R1 1000	1:36.495	5 of 5			285
2	62A	Phillip BURKE	A	Kawasaki ZXR 750	1:47.335	5 of 5	10.840	10.840	254
3	8	Charles HOLDING	A	Yamaha R1 1000	1:47.401	5 of 5	10.906	.066	263
4	45	John WILLIAMS / Moto Products / Aluma-Lite Racing	A	BMW S RR 1000	1:48.013	4 of 5	11.518	.612	263
5	91	Herbert ZIEGELBOCK	A	Aprilia RSV4 1000	1:48.670	4 of 5	12.175	.657	262
6	36	Christopher DUFFY / Bakery On Broadway / Lynchys Garage / BLS Racing / Wycheproof MCC	C	Suzuki GSXR 1000	1:48.834	6 of 6	12.339	.164	255
7	40	Jeremy HUDDLESTONE / Tatnel Painters / Horizon Mcycles	A	Yamaha R1 1000	1:49.118	5 of 5	12.623	.284	239
8	95	Matthew RINDEL / StayUpright / The Grinning Dingo / AMX / Woodcraft / Shoei / DeWith M-sport	C	Yamaha R1 1000	1:49.402	5 of 5	12.907	.284	254
9	65A	Nathan MCKENZIE	B	Suzuki GSXR 1000	1:49.622	3 of 5	13.127	.220	238
10	81	Gary TIDD / Waterjet Solutions	C	Ducati V4R 1000	1:49.737	4 of 5	13.242	.115	250
11	17A	James BERKLEY / Amazing Grazing Boards	A	BMW S RR 1000	1:50.057	3 of 4	13.562	.320	257
12	98	Marcus BURNS / La Villa Wines	A	Ducati P-gale 1100	1:51.007	4 of 4	14.512	.950	215
13	58	Andrew LEE	A	Aprilia RSV4 1000	1:53.225	4 of 5	16.730	2.218	226
14	616	William DOWNIE / Bakery on Broadway	C	Suzuki GSXR 1000	1:53.974	5 of 5	17.479	.749	254
15	6	Cori BOURNE / Pedders Suspension Shepparton / NBS Brake Supplies / Shepparton Service	C	Suzuki GSXR 1000	1:55.509	2 of 2	19.014	1.535	235
16	4	Stacey VAN WETERING / ABUS / LiquiMoly	C	Aprilia RSV4 1000	1:58.341	2 of 3	21.846	2.832	237
17	686	Tracey DAVIES / Breheny Brothers Breweries / RBT Suppliers / The Grinning Dingo	C	Ducati P-gale 1199	1:58.937	2 of 2	22.442	.596	221
18	71	Scott CHAPMAN / Zenith Motorcycle Tours / Zenith Removals	A	Ducati P-gale 1199	2:00.214	3 of 3	23.719	1.277	225
19	62	Francis DILLON / Bakery on Broadway	C		2:01.144	3 of 5	24.649	.930	221
20	666	Damian FAULDS / Huddleston Fishing / Tatnell Painters	A	Suzuki GSXR 1000	2:01.455	2 of 4	24.960	.311	251
21	66	Ian GODWIN / Eclipse Car Care	A	Aprilia Tuono 1100	2:01.680	2 of 2	25.185	.225	221
22	44	Todd TATNELL / Tatnel Painters	A	Yamaha R1 1000	2:07.864	4 of 4	31.369	6.184	186
Not enough laps									
NC	90	Shane IRWIN / Moto Products / Alumalite Racing / Mild Obsession	A	BMW S RR 1000	.000	0 of 0			1:36.495

Current qualifying record for SBK class - 1:31.363 by Wayne MAXWELL (VIC) on a Ducati V4R set on 26/02/22

The results are provisional until the end of the time limit for protests and appeals.


Scott Laing
 Chief Timekeeper - Scott Laing

Tony Bolin
 Clerk of Course - Tony Bolin



COMPUTIME RACE TIMING SYSTEMS PTY LTD
www.computime.com.au

E-mail: scott@computime.com.au / Ph: 0418 17 13 17





Round 3 - Phillip Island GP Circuit - September 3 & 4
SUPERBIKE - Group 1

Date: 03/09/22
 Event: Q12
 Weather: Mostly cloudy - Temp: 11.8C
 Track: Almost dry - Temp: 19.6C

Qualifying 2

Started at: 12:21:29
 Laps: 10 Min
 Starters: 23
 Printed at: 13:39


PROVISIONAL LAP TIMES

No	Name	Lap 1	Lap 2	Lap 3	Lap 4	Lap 5	Lap 6
4	Stacey VAN WETERING	2:01.871	1:58.341	1:59.530			
6	Cori BOURNE	2:03.518	1:55.509				
8	Charles HOLDING	1:54.733	1:48.524	1:48.130	1:47.969	1:47.401	
13	Anthony WEST	1:44.260	1:38.862	1:39.643	1:36.615	1:36.495	
17A	James BERKLEY	2:08.784	1:52.657	1:50.057	1:53.812		
36	Christopher DUFFY	2:00.998	1:49.741	1:49.974	1:50.641	1:50.563	1:48.834
40	Jeremy HUDDLESTONE	2:05.143	1:54.091	1:50.694	1:50.737	1:49.118	
44	Todd TATNELL	2:15.469	2:09.477	2:09.303	2:07.864		
45	John WILLIAMS	2:02.835	1:51.221	1:51.462	1:48.013	1:48.693	
58	Andrew LEE	2:07.252	1:55.493	1:54.571	1:53.225	1:54.786	
62	Francis DILLON	2:09.879	2:02.423	2:01.144	2:11.498	2:01.260	
62A	Phillip BURKE	2:04.159	1:51.777	1:50.989	1:48.468	1:47.335	
65A	Nathan MCKENZIE	2:01.820	1:52.400	1:49.622	1:50.337	1:52.622	
66	Ian GODWIN	2:05.371	2:01.680				
71	Scott CHAPMAN	2:17.827	2:03.793	2:00.214			
81	Gary TIDD	1:58.463	1:53.551	1:51.813	1:49.737	1:50.300	
91	Herbert ZIEGELBOCK	2:01.987	1:49.576	1:50.586	1:48.670	1:49.025	
95	Matthew RINDEL	2:02.240	1:52.554	1:51.566	1:50.593	1:49.402	
98	Marcus BURNS	2:01.378	1:51.448	1:52.555	1:51.007		
616	William DOWNIE	2:09.666	1:56.199	1:54.227	1:55.148	1:53.974	
666	Damian FAULDS	2:10.135	2:01.455	3:07.508	2:08.777		
686	Tracey DAVIES	2:07.338	1:58.937				

The results are provisional until the end of the time limit for protests and appeals.


Scott Laing
 Chief Timekeeper - Scott Laing

Tony Bolin
 Clerk of Course - Tony Bolin



COMPUTIME RACE TIMING SYSTEMS PTY LTD
www.computime.com.au

E-mail: scott@computime.com.au / Ph: 0418 17 13 17





Round 3 - Phillip Island GP Circuit - September 3 & 4
SUPERBIKE - Group 1

Qualifying 2

Date: 03/09/22
 Event: Q12
 Weather: Mostly cloudy - Temp: 11.8C
 Track: Almost dry - Temp: 19.6C


Started at: 12:21:29
 Laps: 10 Min
 Starters: 23
 Printed at: 13:39

PROVISIONAL SPLIT TIMES

Lap	Split 1	Split 2	Split 3	Split 4	Lap Time	Spd	Lap	Split 1	Split 2	Split 3	Split 4	Lap Time	Spd
4 Stacey VAN WETERING (16th)							1	32.410	35.807	22.723	34.203	2:05.143	P
1	31.381	34.635	23.570	32.285	2:01.871	P	2	28.441	33.568	21.465	30.617	1:54.091	213
2	<u>27.857</u>	<u>34.104</u>	<u>23.046</u>	33.334	<u>1:58.341</u>	237	3	27.442	32.167	21.105	29.980	1:50.694	236
3	28.703	34.830	23.085	<u>32.912</u>	1:59.530	221	4	27.423	32.283	21.300	<u>29.731</u>	1:50.737	221
							5	<u>27.110</u>	<u>31.221</u>	<u>20.857</u>	29.930	<u>1:49.118</u>	239
6 Cori BOURNE (15th)													
1	32.278	35.778	22.984	32.478	2:03.518	P	44 Todd TATNELL (22th)						
2	<u>29.030</u>	<u>33.387</u>	<u>21.912</u>	<u>31.180</u>	<u>1:55.509</u>	212	1	35.327	39.622	26.032	34.488	2:15.469	P
							2	32.214	<u>37.615</u>	25.145	34.503	2:09.477	185
8 Charles HOLDING (3rd)													
1	30.409	33.052	21.663	29.609	1:54.733	P	3	32.386	37.951	25.180	33.786	2:09.303	180
2	26.129	31.610	21.840	28.945	1:48.524	233	4	<u>31.979</u>	37.655	<u>24.750</u>	<u>33.480</u>	<u>2:07.864</u>	178
3	25.484	<u>31.290</u>	21.059	30.297	1:48.130	263	45 John WILLIAMS (4th)						
4	25.789	33.458	<u>20.143</u>	<u>28.579</u>	1:47.969	250	1	33.726	35.437	22.360	31.312	2:02.835	P
5	<u>25.067</u>	32.654	20.670	29.010	<u>1:47.401</u>	249	2	26.365	32.514	21.454	30.888	1:51.221	252
							3	26.273	33.083	21.846	30.260	1:51.462	260
13 Anthony WEST (1st)													
1	26.683	30.119	19.802	27.656	1:44.260	P	4	<u>25.974</u>	32.064	20.651	<u>29.324</u>	<u>1:48.013</u>	249
2	23.770	29.290	18.892	26.910	1:38.862	285	5	26.072	<u>31.674</u>	<u>20.532</u>	30.415	1:48.693	263
3	24.901	29.196	18.646	26.900	1:39.643	270	58 Andrew LEE (13th)						
4	23.338	28.361	<u>18.294</u>	<u>26.622</u>	1:36.615	285	1	35.469	35.356	23.749	32.678	2:07.252	P
5	<u>23.294</u>	<u>28.110</u>	18.448	26.643	<u>1:36.495</u>	284	2	28.242	34.621	22.092	30.538	1:55.493	213
							3	27.939	33.986	21.575	31.071	1:54.571	221
17A James BERKLEY (11th)													
1	36.830	36.405	24.266	31.283	2:08.784	P	4	27.735	33.351	21.807	<u>30.332</u>	<u>1:53.225</u>	226
2	27.890	33.581	21.473	<u>29.713</u>	1:52.657	227	5	<u>27.353</u>	<u>33.112</u>	<u>21.454</u>	32.867	1:54.786	217
3	<u>26.720</u>	<u>31.926</u>	<u>21.104</u>	30.307	<u>1:50.057</u>	255	62 Francis DILLON (19th)						
4	26.908	33.433	22.637	30.834	1:53.812	257	1	35.670	36.141	24.806	33.262	2:09.879	P
							2	<u>29.211</u>	35.692	24.351	33.169	2:02.423	221
36 Christopher DUFFY (6th)													
1	31.449	35.034	22.634	31.881	2:00.998	P	3	29.855	35.610	23.366	32.313	<u>2:01.144</u>	213
2	<u>26.520</u>	32.004	21.151	30.066	1:49.741	248	4	30.845	1:40.653			2:11.498	206
3	26.623	32.130	21.056	30.165	1:49.974	238	5	31.838	<u>34.641</u>	<u>22.639</u>	<u>32.142</u>	2:01.260	P
4	26.852	32.274	21.020	30.495	1:50.641	255	62A Phillip BURKE (2nd)						
5	27.068	32.209	21.192	30.094	1:50.563	240	1	33.689	35.438	23.370	31.662	2:04.159	P
6	26.811	<u>31.468</u>	<u>20.659</u>	<u>29.896</u>	<u>1:48.834</u>	238	2	26.855	33.192	21.770	29.960	1:51.777	254
							3	26.424	33.093	21.630	29.842	1:50.989	252
40 Jeremy HUDDLESTONE (7th)													
							4	26.349	31.784	<u>20.654</u>	29.681	1:48.468	242


Scott Laing
 Chief Timekeeper - Scott Laing

Tony Bolin
 Clerk of Course - Tony Bolin



COMPUTIME RACE TIMING SYSTEMS PTY LTD
www.computime.com.au

E-mail: scott@computime.com.au / Ph: 0418 17 13 17





Round 3 - Phillip Island GP Circuit - September 3 & 4
SUPERBIKE - Group 1

Qualifying 2

Date: 03/09/22
 Event: Q12
 Weather: Mostly cloudy - Temp: 11.8C
 Track: Almost dry - Temp: 19.6C

Started at: 12:21:29
 Laps: 10 Min
 Starters: 23
 Printed at: 13:39

PROVISIONAL SPLIT TIMES

Lap	Split 1	Split 2	Split 3	Split 4	Lap Time	Spd	Lap	Split 1	Split 2	Split 3	Split 4	Lap Time	Spd
5	<u>26.022</u>	<u>31.481</u>	20.719	<u>29.113</u>	<u>1:47.335</u>	248	95 Matthew RINDEL (8th)						
							1	33.394	35.008	22.219	31.619	2:02.240 P	
65A Nathan MCKENZIE (9th)							2	27.967	32.595	21.597	30.395	1:52.554	208
1	32.813	34.534	23.095	31.378	2:01.820 P		3	27.851	32.264	21.531	<u>29.920</u>	1:51.566	214
2	28.047	33.019	21.480	29.854	1:52.400	228	4	27.339	32.138	<u>21.181</u>	29.935	1:50.593	230
3	27.725	32.182	<u>20.533</u>	<u>29.182</u>	<u>1:49.622</u>	238	5	<u>26.209</u>	<u>31.542</u>	21.255	30.396	<u>1:49.402</u>	254
4	<u>26.525</u>	<u>32.035</u>	21.543	30.234	1:50.337	235	98 Marcus BURNS (12th)						
5	27.268	33.110	21.596	30.648	1:52.622	225	1	32.845	33.536	21.453	33.544	2:01.378 P	
66 Ian GODWIN (21th)							2	28.469	<u>31.979</u>	21.404	<u>29.596</u>	1:51.448	201
1	31.253	36.933	23.684	33.501	2:05.371 P		3	27.952	32.178	<u>21.384</u>	31.041	1:52.555	213
2	<u>29.112</u>	<u>36.036</u>	<u>23.345</u>	<u>33.187</u>	<u>2:01.680</u>	221	4	<u>27.899</u>	32.033	21.439	29.636	<u>1:51.007</u>	213
71 Scott CHAPMAN (18th)							616 William DOWNIE (14th)						
1	37.790	38.829	25.336	35.872	2:17.827 P		1	35.983	37.038	24.239	32.406	2:09.666 P	
2	31.393	36.143	23.291	32.966	2:03.793	199	2	28.354	33.889	22.815	31.141	1:56.199	247
3	<u>29.968</u>	<u>35.914</u>	<u>22.517</u>	<u>31.815</u>	<u>2:00.214</u>	211	3	28.129	33.616	<u>21.400</u>	<u>31.082</u>	1:54.227	254
81 Gary TIDD (10th)							4	28.149	33.968	21.793	31.238	1:55.148	251
1	30.982	34.400	21.919	31.162	1:58.463 P		5	<u>27.921</u>	<u>33.265</u>	21.643	31.145	<u>1:53.974</u>	251
2	27.695	32.794	22.949	30.113	1:53.551	236	666 Damian FAULDS (20th)						
3	28.373	32.416	21.330	29.694	1:51.813	224	1	35.955	36.548	23.971	33.661	2:10.135 P	
4	<u>26.795</u>	32.401	<u>21.210</u>	<u>29.331</u>	<u>1:49.737</u>	250	2	29.606	<u>35.113</u>	23.650	<u>33.086</u>	<u>2:01.455</u>	251
5	27.341	<u>32.224</u>	21.398	29.337	1:50.300	228	3	<u>29.070</u>	35.503	<u>23.264</u>	1:39.671	3:07.508	239
91 Herbert ZIEGELBOCK (5th)							4	34.292	36.248	23.397	34.840	2:08.777 P	
1	32.130	35.950	22.701	31.206	2:01.987 P		686 Tracey DAVIES (17th)						
2	26.257	32.011	21.155	30.153	1:49.576	254	1	35.006	36.322	23.549	32.461	2:07.338 P	
3	<u>26.158</u>	32.929	22.066	29.433	1:50.586	262	2	<u>29.177</u>	<u>34.408</u>	<u>22.775</u>	<u>32.577</u>	<u>1:58.937</u>	221
4	26.398	32.020	20.974	<u>29.278</u>	<u>1:48.670</u>	249							
5	26.232	<u>31.505</u>	<u>20.724</u>	30.564	1:49.025	258							

The results are provisional until the end of the time limit for protests and appeals.


Scott Laing
 Chief Timekeeper - Scott Laing

Tony Bolin
 Clerk of Course - Tony Bolin



COMPUTIME RACE TIMING SYSTEMS PTY LTD
www.computime.com.au

E-mail: scott@computime.com.au / Ph: 0418 17 13 17





Round 3 - Phillip Island GP Circuit - September 3 & 4
SUPERBIKE - Group 1

Qualifying 2

Date: 03/09/22
 Event: Q12
 Weather: Mostly cloudy - Temp: 11.8C
 Track: Almost dry - Temp: 19.6C

Started at: 12:21:29
 Laps: 10 Min
 Starters: 23
 Printed at: 13:39


PROVISIONAL FASTEST LAPS SEQUENCE

Race Time	No	Name	Machine	Fastest Lap	On Lap
2:12.498	4	Stacey VAN WETERING	Aprilia RSV4 1000	2:01.871	1
2:12.916	36	Christopher DUFFY	Suzuki GSXR 1000	2:00.998	1
2:46.035	81	Gary TIDD	Ducati V4R 1000	1:58.463	1
3:30.430	13	Anthony WEST	Yamaha R1 1000	1:44.260	1
5:09.292	13	Anthony WEST	Yamaha R1 1000	1:38.862	2
8:25.550	13	Anthony WEST	Yamaha R1 1000	1:36.615	4
10:02.045	13	Anthony WEST	Yamaha R1 1000	1:36.495	5

The results are provisional until the end of the time limit for protests and appeals.


Scott Laing
 Chief Timekeeper - Scott Laing

Tony Bolin
 Clerk of Course - Tony Bolin



COMPUTIME RACE TIMING SYSTEMS PTY LTD
www.computime.com.au

E-mail: scott@computime.com.au / Ph: 0418 17 13 17





Round 3 - Phillip Island GP Circuit - September 3 & 4
SUPERBIKE - Group 1

Qualifying 2

Date: 03/09/22
 Event: Q12
 Weather: Mostly cloudy - Temp: 11.8C
 Track: Almost dry - Temp: 19.6C

Started at: 12:21:29
 Laps: 10 Min
 Starters: 23
 Printed at: 13:39


PROVISIONAL BEST PARTIAL TIMES

Pos	Split 1		Split 2		Split 3		Split 4		LAP		
	Name	Time	Name	Time	Name	Time	Name	Time	Name	Ideal	Fastest
1	A. WEST	23.294	A. WEST	28.110	A. WEST	18.294	A. WEST	26.622	A. WEST	1:36.320	1:36.495
2	C. HOLDING	25.067	J. HUDDLEST	31.221	C. HOLDING	20.143	C. HOLDING	28.579	C. HOLDING	1:45.079	1:47.401
3	J. WILLIAMS	25.974	C. HOLDING	31.290	J. WILLIAMS	20.532	P. BURKE	29.113	P. BURKE	1:47.270	1:47.335
4	P. BURKE	26.022	C. DUFFY	31.468	N. MCKENZIE	20.533	N. MCKENZIE	29.182	J. WILLIAMS	1:47.504	1:48.013
5	H. ZIEGELBO	26.158	P. BURKE	31.481	P. BURKE	20.654	H. ZIEGELBO	29.278	H. ZIEGELBO	1:47.665	1:48.670
6	M. RINDEL	26.209	H. ZIEGELBO	31.505	C. DUFFY	20.659	J. WILLIAMS	29.324	N. MCKENZIE	1:48.275	1:49.622
7	C. DUFFY	26.520	M. RINDEL	31.542	H. ZIEGELBO	20.724	G. TIDD	29.331	C. DUFFY	1:48.543	1:48.834
8	N. MCKENZIE	26.525	J. WILLIAMS	31.674	J. HUDDLEST	20.857	M. BURNS	29.596	M. RINDEL	1:48.852	1:49.402
9	J. BERKLEY	26.720	J. BERKLEY	31.926	J. BERKLEY	21.104	J. BERKLEY	29.713	J. HUDDLEST	1:48.919	1:49.118
10	G. TIDD	26.795	M. BURNS	31.979	M. RINDEL	21.181	J. HUDDLEST	29.731	J. BERKLEY	1:49.463	1:50.057
11	J. HUDDLEST	27.110	N. MCKENZIE	32.035	G. TIDD	21.210	C. DUFFY	29.896	G. TIDD	1:49.560	1:49.737
12	M. BURNS	27.195	G. TIDD	32.224	M. BURNS	21.384	M. RINDEL	29.920	M. BURNS	1:50.154	1:51.007
13	A. LEE	27.353	A. LEE	33.112	W. DOWNIE	21.400	A. LEE	30.332	A. LEE	1:52.251	1:53.225
14	S. VAN WETE	27.857	W. DOWNIE	33.265	A. LEE	21.454	W. DOWNIE	31.082	W. DOWNIE	1:53.668	1:53.974
15	W. DOWNIE	27.921	C. BOURNE	33.387	C. BOURNE	21.912	C. BOURNE	31.180	C. BOURNE	1:54.456	1:55.509
16	C. BOURNE	27.977	S. VAN WETE	34.104	S. CHAPMAN	22.517	S. CHAPMAN	31.815	S. VAN WETE	1:57.292	1:58.341
17	S. CHAPMAN	28.866	T. DAVIES	34.408	F. DILLON	22.639	F. DILLON	32.142	F. DILLON	1:58.633	2:01.144
18	D. FAULDS	29.070	F. DILLON	34.641	T. DAVIES	22.775	S. VAN WETE	32.285	T. DAVIES	1:58.821	1:58.937
19	I. GODWIN	29.112	D. FAULDS	35.113	S. VAN WETE	23.046	T. DAVIES	32.461	S. CHAPMAN	1:59.112	2:00.214
20	T. DAVIES	29.177	S. CHAPMAN	35.914	D. FAULDS	23.264	D. FAULDS	33.086	D. FAULDS	2:00.533	2:01.455
21	F. DILLON	29.211	I. GODWIN	36.036	I. GODWIN	23.345	I. GODWIN	33.187	I. GODWIN	2:01.680	2:01.680
22	T. TATNELL	31.140	T. TATNELL	37.615	T. TATNELL	24.750	T. TATNELL	33.480	T. TATNELL	2:06.985	2:07.864

The results are provisional until the end of the time limit for protests and appeals.

Scott Laing
 Chief Timekeeper - Scott Laing

Tony Bolin
 Clerk of Course - Tony Bolin



COMPUTIME RACE TIMING SYSTEMS PTY LTD
www.computime.com.au

E-mail: scott@computime.com.au / Ph: 0418 17 13 17

